



DEEP CYCLE
SERIES: 5000
MODEL: 16 CH 35 P

BATTERY ENGINEERING
WWW.ROLLSBATTERY.COM MADE IN CANADA

BATTERY TYPE: 32 VOLTS

DIMENSIONS:

LENGTH	1092 MM	43	INCHES
WIDTH	686 MM	27	INCHES
HEIGHT	508 MM	20	INCHES

WEIGHTS:

WEIGHT DRY	536 KG	1181 LBS.
WEIGHT WET	758 KG	1672 LBS.

CONTAINER CONSTRUCTION:

CONTAINER: (INNER)	POLYPROPYLENE	TERMINALS:	FLAG WITH STAINLESS STEEL NUTS AND BOLTS
COVER: (INNER)	POLYPROPYLENE - HEAT SEALED TO INNER CONTAINER	HANDLES:	NONE
CONTAINER: (OUTER)	HIGH DENSITY POLYETHYLENE		
COVER: (OUTER)	HIGH DENSITY POLYETHYLENE SNAP FIT TO OUTER CONTAINER		

PLATES:

POSITIVE PLATE DIMENSION:

HEIGHT	270 MM	10.625	INCHES
WIDTH	143 MM	5.625	INCHES
THICKNESS	3.81 MM	0.150	INCHES

NEGATIVE PLATE DIMENSION:

HEIGHT	270 MM	10.625	INCHES
WIDTH	143 MM	5.625	INCHES
THICKNESS	3.05 MM	0.120	INCHES

CELLS: 16 **PLATES/CELL:** 35

POSITIVE PLATE DOUBLE WRAPPED WITH SLYVER ENVELOPED WITH HEAVY DUTY SEPARATOR

SEPARATOR:
THICKNESS 3 MM 0.105 INCHES

INSULATION:
GLASS MAT 1 MM 0.020 INCHES

CAPACITY:

CRANK AMPS:		
COLD (CCA)	0°F / -17.8°C	2814
MARINE (MCA)	32°F / 0°C	3518

ELECTROLYTE RESERVE:
ABOVE PLATES 95 MM 3.75 INCHES

RESERVE CAPACITY:
RC @ 25A 1498 MINUTES

20 HR RATE: 936

	20 HOUR RATE	SPECIFIC GRAVITY	CAP / AH	CURRENT / AMPS
CAPACITY @	100 HOUR RATE	1.280 SP. GR.	1320	13.20
CAPACITY @	72 HOUR RATE	1.280 SP. GR.	1245	17.29
CAPACITY @	50 HOUR RATE	1.280 SP. GR.	1151	23.03
CAPACITY @	24 HOUR RATE	1.280 SP. GR.	973	40.6
CAPACITY @	20 HOUR RATE	1.280 SP. GR.	936	46.8
CAPACITY @	15 HOUR RATE	1.280 SP. GR.	870	58.0
CAPACITY @	12 HOUR RATE	1.280 SP. GR.	814	67.9
CAPACITY @	10 HOUR RATE	1.280 SP. GR.	777	77.7
CAPACITY @	8 HOUR RATE	1.280 SP. GR.	730	91.3
CAPACITY @	6 HOUR RATE	1.280 SP. GR.	665	110.8
CAPACITY @	5 HOUR RATE	1.280 SP. GR.	627	125
CAPACITY @	4 HOUR RATE	1.280 SP. GR.	580	145
CAPACITY @	3 HOUR RATE	1.280 SP. GR.	524	175
CAPACITY @	2 HOUR RATE	1.280 SP. GR.	449	225
CAPACITY @	1 HOUR RATE	1.280 SP. GR.	318	318

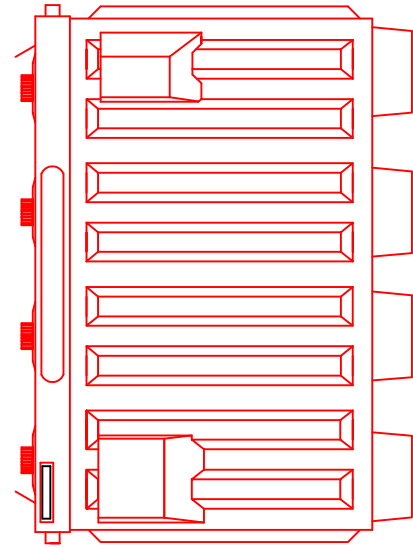
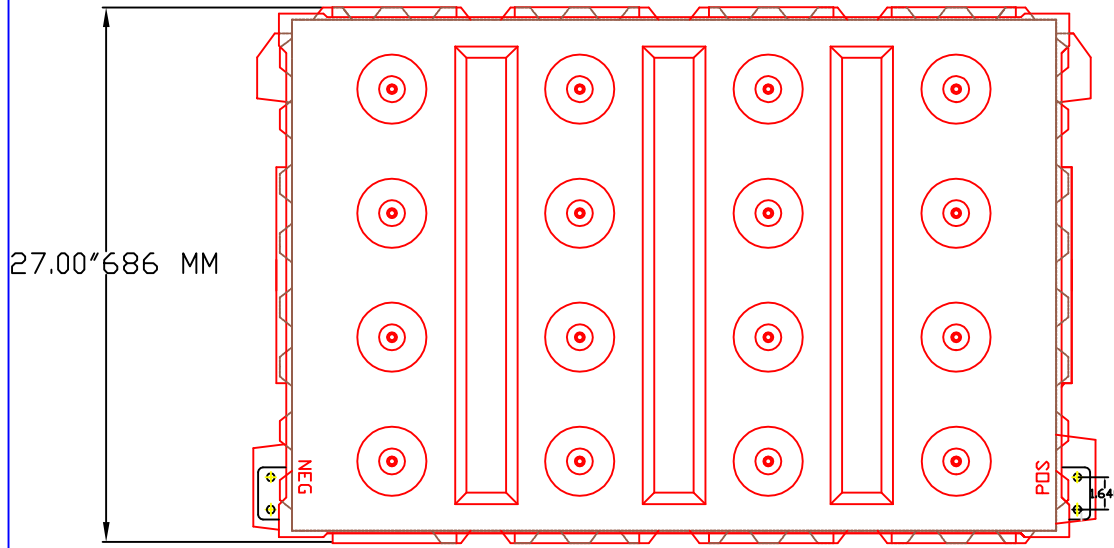


1 STATION RD SPRINGHILL, NOVA SCOTIA CANADA B0M 1X0 1.800.681.9914

REV.2

Jan-10

16 CH 35 P

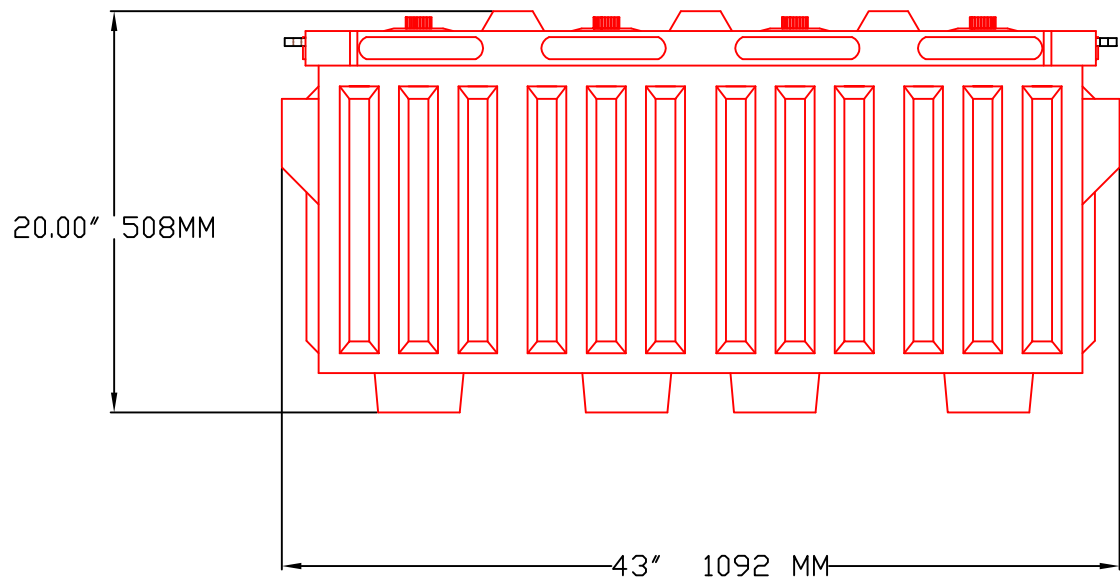


PART NUMBER: 16-CH-35P
 WEIGHT WET: 1672 LB/ 760 KG
 WEIGHT DRY: 1181 LB / 537 KG
 CAPACITY: 936 AH 20 HR
 VOLTAGE: 32 V

OVERALL DIMENSIONS: 43 X 27 X 20"



MAX HEIGHT WITH OPTIONAL HYDROCAPS 20.88" / 530.4 MM



TITLE:	16CH35P	
DESCRIPTION:	6V / 3 CELL 25 PLATE (CS) DEEP CYCLE 5000 SERIES	
CONTACT INFO:	WEB: WWW.RDLLSBATTERY.COM E-MAIL: SALES@SURRETTE.COM PHONE: 1-800-681-9914	
SCALE:	1" = 6" 8.5" X 11"	1" = 4" JPEGS 11" X 17" NOT TO SCALE
Drawn by:	Approved By:	
P. FERRON	JD SURRETTE	
DATE:	JAN-2010	REVISION 2.0
DRAWING NO.:	DWG 007, BD6CS25P	